

HRV1.35 Q Plus


Ultra energy efficient Heat Recovery Ventilation unit

For use in small to medium sized dwellings

The enhanced capacity ultra compact HRV1.35 Q Plus continuously running whole-house ventilation unit with heat recovery is independently tested by the BRE and maintains an ultra compact size despite its improved airflow performance.

Combining extremely low power consumption and a highly efficient heat exchanger, this unit enhances SAP performance via Appendix Q, and yet remains versatile enough in size to be equally as functional in larger apartments as it is in small to medium sized dwellings.

Recognised and listed in the UK Product Characteristics Database and includes intelligent humidity options through controller options.



Features & Benefits

- Highly versatile compact unit
- Extremely low Specific Fan Power; down to 0.65 W/l/s
- Highly efficient heat exchanger; up to 88%
- Airflow up to 60l/s (217 m³/h) at 100 Pa
- Accepts 125mm diameter ducting, no adaptors required
- Intelligent frost protection, stepped reduction of supply air rates prevents HRV unit from freezing
- ISO Coarse 55% (G3) filters as standard with ISO Coarse 60% (G4) as an option
- Enthalpy Heat Cell option available
- Fully adjustable boost overrun timer 0-60 minutes; can be used with non-latching (momentary) switches to prevent unit from being accidentally left in boost mode
- Setback facility to reduce ventilation where local regulations allow
- Intelligent Summer Bypass and humidity controls
- Volt free switching control
- Intelligent controller, quick and easy to commission
- Lightweight for easy handling
- Quick fix mounting bracket
- IP32 rating
- On board aura-t™ option
- Patented
- Independent fan adjustment
- SUMMERboost® facility
- Effective in reducing pollutants in the home and improving Indoor Air Quality (IAQ), therefore reducing the risk of Toxic Home Syndrome
- Intelligent Summer Bypass & humidity controls
- SUMMERboost® facility
- Available in left and right handed configurations

Eco HMB Models:

- Compatible with auralite® HRV (TP518) status indicator and aura-t™ controller
- Fitted with removable filter covers on the front panel
- Standard - Volt free switching control
- Optional - Switch live control available with via Relay (TP505)

Eco B Models:

- Compatible with Eco-aura range; aurastat®, auramode® and aura-t™ controllers and auralite® HRV (TP519) status indicator
- Duct Pre-heater control (requires independent power supply)
- BMS compatible via RS485 (subject to limitations, additional software requirements and specification with any order)
- Standard - Volt Free switching and switch live control

Product Codes

HRV1.35 Q Plus HMB Eco auralite® & aura-t™ ready -
TP408HMB/544 (left hand config) or
TP408HMB/RH (right hand config) - Energy Rating A

HRV1.35 Q Plus B Eco-aura controls ready -
TP418B/LH (left hand config) or
TP418B/RH (right hand config) - Energy Rating A
TP418BF (Filter Door) - Energy Rating A
TP418BC (Cold Climate) - Energy Rating A

Filters:

XP40032/099 - ISO Coarse 55% (G3) filters fitted as standard (UK only).

XP46022/099 - ISO Coarse 60% (G4) filters fitted on request. (Europe fitted as standard).

XP2011094/099 - ISO Coarse 55% (G3)/ISO ePM1 50% (F7) filters available on request.

XP2011095/099 - ISO Coarse 60% (G4)/ISO ePM1 50% (F7) filters available on request.

Standards

Conforms to requirements of UK statutory Building Regulations and Technical Standards for Ventilation and BRE 398.

SAP Appendix Q tested.

Exceeds requirements of Building Regulations Approved Document L (England & Wales).

EU RoHS Directive compliant.

Conforms to requirements of EC council directives relating to Electromagnetic Compatibility and Electrical Safety:
 2006/95/EC (LVD), 2004/108/EC (EMC)
 EN 60335-1:2002/A2:2006, EN 60335-2-80:2003/A1:2004.

CE and UKCA marked.

Specification

Dimensions: 600mm wide x 430mm high (excluding ports) x 285mm deep (295mm with mounting bracket)

Weight: 16kg

Finish: White Paint

Materials:

Housing: Zintec sheet steel housing, powder coated white

Internals: Expanded polypropylene (EPP)

Heat exchanger: Polystyrene

Internal insulation: Closed cell foamed

Nitrile rubber, class 'O' fire rating

Standard filters: Grade ISO Coarse 55% (G3) synthetic filters

Guarantee period: 3 years (UK only)

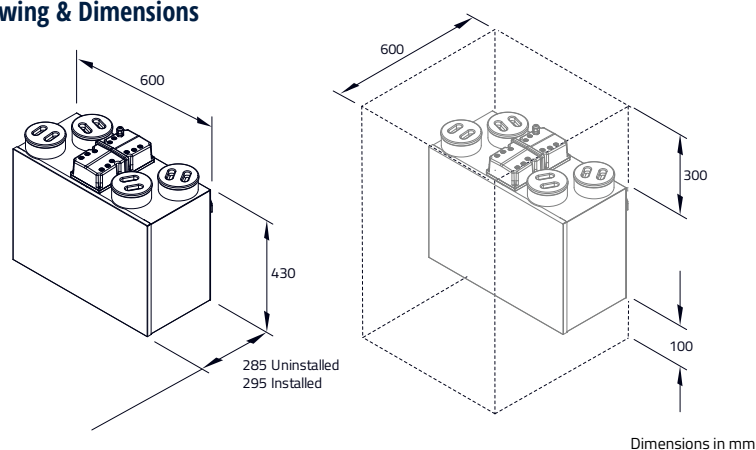
Electrical: 230V ~ 50/60Hz, 3A fuse

Installation: To be installed accordance with the relevant and applicable building regulations.

Maintenance: Service and filter clean/replacement subject to local environment - see product manual.

Acoustics: Full acoustic data available online www.titon.com/acoustics.

Drawing & Dimensions



Performance

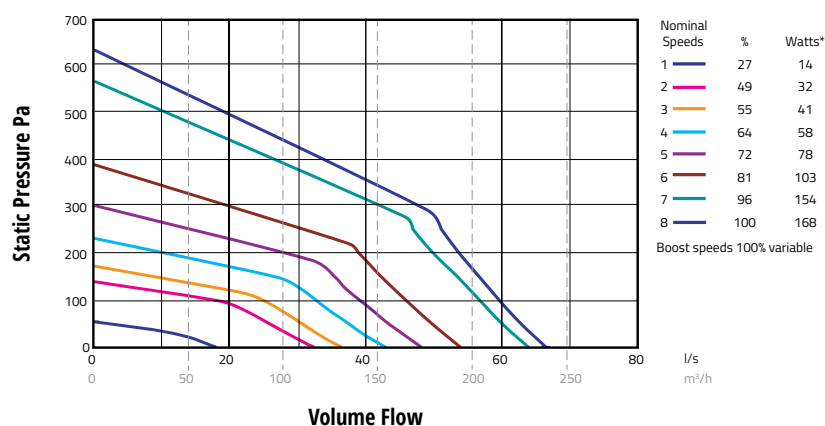
The figures and compliance levels below relate to current SAP requirements. Revised SAP guidance will have an effect on performance and up-to-date figures can be found on the relevant product page at www.titon.com.

| Exhaust terminal configuration* | Fan speed setting | 2009 | | 2012 | |
|----------------------------------|-------------------|-------------|------------------------------|-------------|------------------------------|
| | | SFP (W/l/s) | Heat exchange efficiency (%) | SFP (W/l/s) | Heat exchange efficiency (%) |
| Kitchen + 1 additional wet room | 100% variable | 0.65 | 88% | 0.71 | 87% |
| Kitchen + 2 additional wet rooms | 100% variable | 0.69 | 87% | 0.92 | 85% |
| Kitchen + 3 additional wet rooms | 100% variable | 0.84 | 85% | 1.19 | 85% |
| Kitchen + 4 additional wet rooms | 100% variable | 1.04 | 84% | 1.55 | 84% |
| Kitchen + 5 additional wet rooms | 100% variable | 1.25 | 84% | - | - |
| Kitchen + 6 additional wet rooms | 100% variable | 1.53 | 84% | - | - |

Figures taken from the BRE Test Results.

*Number of wet rooms is based on SAP Q test criteria and does not correlate directly with regulatory performance requirements.

Nominal Fan Performance



*@FID (0 Pa)

100% variable speed control. Performance curves for Eco version.

Acoustic Data

| Product | % of Max flow | Airflow | dB(A) @ 3m Hemispherical | | | dB(A) @ 3m Spherical |
|----------------|---------------|---------------|--------------------------|---------------|-----------------|----------------------|
| | | | Induct Inlet | Induct Outlet | Casing Breakout | Casing Breakout |
| HRV1.35 Q Plus | 37% | 22l/s @ 12Pa | 28 | 39 | 19 | 16 |
| | 65% | 39l/s @ 38Pa | 40 | 52 | 29 | 26 |
| | 100% | 60l/s @ 100Pa | 47 | 61 | 36 | 33 |

For full frequency acoustic data at various speeds please see www.titon.com. All acoustic data is third party tested at Sound Research Laboratories (SRL) Ltd.